





LIGHTWEIGHT SET-IN SWEAT


Mens - 62-156-0



MENS

 80% cotton, 20% polyester

 240gm/m²

 S - 2XL

 24

- Lightweight unbrushed fleece
- Set-in sleeves
- Neck, waist and cuff in cotton/LYCRA® rib

Care Instructions















Sizes	Width*	Length**
S	51	67
M	56	70
L	61	73
XL	63.5	76
2XL	68.5	79
Tol	2.5	2.5

*Measure across garment 1cm down from armholes

**Measure from highest point of shoulder to bottom edge of garment

Colourways:

 30 WHITE	 36 BLACK	 40 RED	 44 ORANGE	 47 KELLY GREEN
 51 ROYAL BLUE	 GL LIGHT GRAPHITE	 94 HEATHER GREY	 AZ DEEP NAVY	 41 BURGUNDY
 38 BOTTLE GREEN	 ZU AZURE BLUE			



OEKO-TEX®
CONFIDENCE IN TEXTILES
STANDARD 100 
08-5295 Shirley

Tested for harmful substances
www.oeko-tex.com/standard100